


DeVilbiss iFill[®] Personal Oxygen Station

Quick Start Guide

Using Your iFill Personal Oxygen Station


Perform this procedure at least ONCE A WEEK.

1. Plug the power cord into the wall outlet.
2. Set the rotary selector on the cylinder to “OFF.”
3. Remove the fill connector cover from the fill connector.
4. Align the cylinder nipple connector with the iFill fill connector port. Press until cylinder “clicks” into place. (Figure 1)
5. Push the start/stop switch on the control panel.
6. When filled, remove the cylinder by pushing down on the fill port collar located under the cylinder nipple connector (Figure 2). When doing so, be sure to steady the cylinder with your other hand.
7. Lift the cylinder up to remove from the iFill.
8. Oxygen will escape from the fill connector for a short time after the cylinder has been removed. This is normal.
9. Place the fill connector cover onto the fill connector.




Caring for Your iFill Personal Oxygen Station

Perform this procedure at least ONCE A WEEK.



Cleaning the Filters

1. Unplug the personal oxygen station from the wall outlet.
2. Remove the *two filters*, one on each side. (Figure A)
3. Clean filters with a vacuum cleaner or in soapy water – rinse thoroughly.
4. Dry the filters thoroughly before reinstallation.



Cleaning the Exterior Cabinet

1. Wipe the exterior cabinet with a cloth or sponge dampened with a mild household cleaner. Wipe dry.
2. Only if necessary, wipe the coupler with a clean, dry, lint-free cloth.

iFill Indicator Light Explanation

Indicator Light	Oxygen Station Status
None	Oxygen station is unplugged or circuit breaker has been tripped (Figure B).
Green = Standby	Cylinder filling has not started. Oxygen station is ready to begin filling cylinders. Note: If iFill does not indicate 'STANDBY' when plugged in, please ensure circuit breaker has not been tripped. (Figure B)
Green = Filling	Oxygen station is on, and cylinder is filling.
Green = Full	Cylinder is full. You may remove cylinder.
Red (and audible alert) = Service	Oxygen station is on but cylinder is not filling due to an internal failure. Contact your DeVilbiss Provider.



DeVilbiss Healthcare LLC | 100 DeVilbiss Drive | Somerset, PA 15501
800.338.1988 | 814.443.4881 | www.DeVilbissHealthcare.com